







# HIGH STRENGTH MASONRY CEMENT TYPE S & M

**T**ITAN America® High Strength Masonry Cement can be used for all facets of masonry construction. This product is the result of extensive testing and controlled production to establish the characteristics desired by the mason.

-  Superb workability
-  Consistent performance
-  Extended water retention
-  Quality packaging



# HIGH STRENGTH MASONRY CEMENT TYPE S & M



## RECOMMENDED USES

Titan America® High Strength Masonry Cement has a proven track record. This product is specifically designed to produce a Type S or Type M Masonry Cement to be used in the installation of concrete block, decorative stone, brick, and many other masonry applications.

## SPECIFICATIONS AND QUALITIES

Titan America® High Strength Masonry Cement, when mixed and tested according to the property specifications section of ASTM C-270, will meet the strength requirements for Type S and Type M Masonry Cement. Titan America® High Strength Masonry Cement meets or exceeds the requirements of ASTM C-91.

## INSTRUCTIONS

Titan America® High Strength Masonry Cement

Type	PROPORTIONAL MIXING GUIDELINES			Blocks per Bag Bloques per Saco
	Titan America® Masonry 70 lb. bags	Sand/Arena		
		Parts/Partes Cement : Sand Cemento : Arena	Shovels/Part Palas/Parte	
S	1 Bag	3 : 3½	18-21	76-96
M	1 Bag	2½ : 3½	15-18	66-75

- No allowances for waste, aggregate size or field conditions.
- One bag of Masonry Cement is approximately one cubic foot by volume.
- Approximately 6 #2 shovels of damp, loose sand equals one cubic foot by volume.
- Actual coverage will vary.

## CEMENT PREPARATION

Titan America® High Strength Masonry Cement will not perform as designed if the mixing instructions and proportions are not followed correctly. It is important to ensure that the product does not dry out prematurely; this condition can affect overall strength and durability of the finished product.

Mix mortar in a mechanical mixer as follows:

- 1) Add approximately 2/3 of the potable water required.
- 2) Add 1/2 of the sand (ASTM C-144 approved) required.
- 3) Add Titan America® High Strength Masonry Cement.
- 4) Add the remainder of the sand (ASTM C-144 approved).
- 5) Add enough potable water to bring the mortar to the desired consistency.
- 6) Allow mortar to mix 5 minutes from the introduction of the last ingredient.

## ACCESSORY PRODUCTS

The water and aggregate used in the mixing process should be free of any substance that could adversely affect the hardened masonry or any metal accessories used in the system.



## CAUTION

Causes skin irritation, injurious to eyes. Contains Portland Cement. Freshly mixed cement, mortar, concrete or grout may cause skin injury. Avoid contact with skin where possible and wash exposed skin areas promptly with water. If any cement or cement mixtures get into the eyes, rinse immediately and repeatedly with water for 15 minutes and get prompt medical attention.

## KEEP OUT OF THE REACH OF CHILDREN

Titan Florida  
11000 NW 121st Way  
Medley, FL 33178

For additional information or to obtain Material Safety Data Sheets, please visit [www.titanamerica.com](http://www.titanamerica.com) or call Customer Service at (800) 226-2057.

